
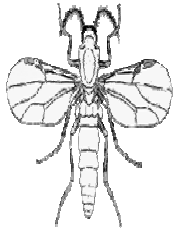


MOSQUITOES:



Mosquitoes are blood sucking insects that are responsible for the transmission of many diseases. Within Australia there are more than 300 different species of mosquito. Several important human diseases are transmitted by these insects including Dengue fever, Australian encephalitis, Ross River virus disease and Barmah Forest virus disease. Mosquitoes also cause lifestyle problems, through their persistent biting spoiling recreational and social activities.

BITING MIDGES (SANDBLIES):



Biting midges or sandflies as they are called in Australia are small robust insects with piercing and sucking mouthparts. These small flies are renowned for their nuisance biting in coastal areas around lagoons, estuaries, mangrove swamps and tidal flats. The biting activity of adult is mainly limited to the periods of dawn and dusk; they will remain inactive through very windy weather. Female midges may attack humans in large numbers, biting on any areas of exposed skin, and often on the face, scalp and hands..

NON BITING FLIES:



Non-biting flies are often associated with domestic dwellings, especially throughout the warmer months when they bred prolifically, invading homes. Non-biting Australian flies contain many species that are responsible for contamination and spoilage of foodstuffs, annoyance, mechanical transmission of disease-causing pathogens, and invasion of living tissues (myiasis). Collectively known as "filth flies", they are distributed throughout the families of Calliphoridae (blow flies), Sarcophagidae (flesh flies) and Muscidae (house flies).

CODDLING MOTHS:



In Australia, there are over 10,000 species of moths. Most of the **Caterpillars** are the larvae of moths. The caterpillars feed at night and chew plants off at ground level. During the day, the caterpillars hide under clods of dirt or litter on the soil. **Army Worm** is a grass eating caterpillar that moves through the lawn like a raiding army and can reduce grass leaves to tattered shreds almost overnight. **Cutworms** are caterpillar pests that cause damage to crops and are a major problem for agricultural and horticultural industries of Australia

Copyright © & Trade Marks ™

The material used for the production of this owners manual including text, graphics and layout are owned by The Kelly Company Pty Ltd and protected by copyright under the laws of Australia. This Manual also includes registered trade marks and trade marks which are the subject of pending applications by The Kelly Company Pty Ltd and are protected by trade mark laws of Australia

OWNER'S MANUAL

Electra Zapp



Electronic Bug Killer WITH NEW ESL Energy Saving Lamp



**NEED WARRANTY OR SERVICE?
FREE CALL OUR CUSTOMER SERVICE
DEPARTMENT ON 1 800 677 981 BEFORE
RETURNING THIS PRODUCT TO RETAILER**

the
KELLY COMPANY

20 Tucks Road Seven Hills
Sydney NSW 2147 Australia

IMPORTANT SAFETY INSTRUCTIONS:

DO NOT ATTEMPT TO REMOVE THE HOOD OR CAGE (LOWER) SECTION

Heed Warnings & Retain Instructions: All warnings on the appliance and in the operating instructions should be adhered to.

Water & Moisture: The appliance should not be used near water, for example over pond, bath tubs, kitchen sinks or above a swimming pool. **WARNING:** An electric shock hazard may exist if water from a garden hose is directed at the insect killer

Young Children / Infirm Persons: This appliance is not intended for use by young children or infirm persons unless they have been adequately supervised by a responsible person to ensure that they can use the appliance safely.

Children: This appliance is to be kept out of the reach of children and young children should be supervised to ensure that they do not play with the appliance

Flammable Vapors: This appliance is not to be used in locations where flammable vapor or explosive dust is likely to exist

Heat: The appliance should be situated away from heat sources such as radiators, stoves and other appliances that produce heat.

Power Source: The appliance should be powered only as described in these instructions or as marked on the appliance.

Cleaning: The appliance should be cleaned only as recommended in these instructions and in accordance with the water and moisture warning stated in this manual

Liquid Entry: Do not submerge the main body of the ELECTRAZAPP in water

Object Entry: Do not place any object through any of the openings in the ELECTRAZAPP

Extension Cord: If required carry out a physical safety check of extension cord before use. Check for cuts or damage, kinks / twisting, exposed wires, damaged plugs (bent or loose pins). Avoid improper use of extension cords and keep them away from moisture.

Damage Requiring Service: The appliance should be serviced by a qualified Service Technician when:

- I. Heavy objects have fallen on the appliance
- II. The appliance has been dropped or the body of the ELECTRAZAPP has been damaged
- III. The appliance does not appear to operate normally or exhibits a marked change in performance
- IV. Supply cord is damaged

Service: The user should not attempt to service the appliance beyond that described in these operating instructions. All other servicing should be referred to a qualified Service Technician or returned to The Kelly Company Pty Ltd.

ELECTRAZAPP EZ-15 BUG KILLER REPLACEMENT PART ORDER FORM

IMPORTANT:

The Black Light UV Lamp in ELECTRAZAPP MODEL EZ-15 is the latest technology energy saving lamp. The lamp incorporates a built-in safely change disc so make sure that you use only **Cat No: 71469** the genuine replacement lamp for the EZ-15 ESL Bug Killer whether purchasing from this form or from a Retailer

Qty	Item	Price*	Total
	ESL Replacement Lamp EZ-15	\$16.95	
	Catch Tray EZ -15 Bug Killer	\$21.95	
	Packaging & Post	\$6.50	\$6.50
		*Includes GST	



DELIVER TO:

Name: _____
Address: _____
Post Code: _____
Phone: _____ Fax: _____
Email: _____

PAYMENT BY (please circle):

Cheque Money Order Credit Card

For Credit Card Payment Complete:

Card Number:

Name on Card: _____

Signature: _____ Expiry Date / /

Mail to:
The Kelly Company Pty Ltd
P.O. Box 516 Blacktown
Sydney NSW 2148

PROBLEM	POSSIBLE CAUSE	CORRECTION
Black Light UV Lamp does not light but there is zapping on the killing grid	<ol style="list-style-type: none"> 1. ELECTRAZAPP is not plugged into a live power point 2. Lamp has dislodged from lamp holder 3. Lamp had broken in transit 4. Lamp Starter is faulty 	<ol style="list-style-type: none"> 1. Check power point and fuse or circuit breaker 2. Remove lamp/bulb clip from bottom of unit and push lamp upwards into lamp holder 3. Unplug ELECTRAZAPP, remove lamp/bulb clip on bottom of unit, remove and inspect lamp. If broken replace. 4. Return unit to authorized Service Centre
Lamp operates but there is no zapping on the killing grid	<ol style="list-style-type: none"> 1. Space between inner and outer killing grids is too great 2. Electrical component (PCB) or wiring fault 	<ol style="list-style-type: none"> 1. Unplug unit and adjust spacing between grids using a plastic handled, insulated screw driver 2. Return unit to authorized Service Centre
Intermittent or constant zapping of killing grid when no insects are present	<ol style="list-style-type: none"> 1. Space between inner and outer killing grids is too small causing arcing 2. Killing grid is clogged with dead insects or other material 	<ol style="list-style-type: none"> 1. Unplug unit and adjust spacing between grids back into alignment using a plastic handled insulated screw driver 2. Unplug unit and clean killing grid by using a air blower or brush
Unit does not attract flying insects during dusk to dawn	<ol style="list-style-type: none"> 1. ELECTRAZAPP is positioned incorrectly / in wrong location 2. Black Light UV Lamp needs replacing 	<ol style="list-style-type: none"> 1. Refer to the 'Correct Positioning' section of this Manual Avoid using unit in well lit areas 2. Unplug unit, remove lamp/bulb clip from bottom of unit and replace. The Black Light UV Lamp has an effective life of 12 months after which insect attraction is reduced even though the lamp still operates.
Lamp does not operate and killing grid is not zapping	<ol style="list-style-type: none"> 1. Unit is not plugged into live power point 2. Electrical component or wiring failure 	<ol style="list-style-type: none"> 1. Check power point and fuse or circuit breaker 2. Return unit to authorized Service Centre

Welcome:

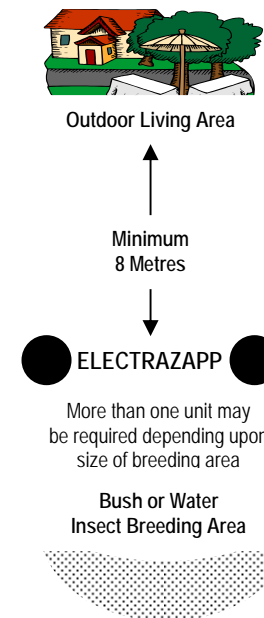
Thank you for purchasing the ELECTRAZAPP® Electronic Bug Killer Model EZ-15 which utilizes the latest **energy saving lamp technology**. This manual will provide you with directions for the safe and efficient operation of your ELECTRAZAPP so please keep it in a safe place for future reference. Failure to operate the ELECTRAZAPP in accordance with the instructions in this manual may cause damage to the unit.

Your new ELECTRAZAPP will provide you with years of safe, trouble free service. The outer protective screen (cage) has been designed to prevent fingers or foreign objects from contacting the charged killing grid.

Correct Positioning:

To achieve maximum performance from your ELECTRAZAPP please review and observe the following recommendations:

- I. Light sensitive flying insects are attracted to the black light UV lamp and when they come into contact with the electrically charged grid surrounding the lamp they are instantly killed.
- II. For best performance the ELECTRAZAPP should be installed 8 to 10 metres from the area you wish to protect (your outdoor living / entertaining space)
- III. The ELECTRAZAPP should be hung 2.5 metres, from the base of the unit, above ground level using the hanging ring fitted to the top. Make sure the hanging ring is securely attached to the hanging device.
- IV. If a power extension lead is used it **MUST** be suitable for outdoor use. Keep the extension lead dry and off the ground; avoid heat, oil and sharp edges.



Correct Operation:

- I. Your ELECTRAZAPP Electronic Bug Killer is designed to attract and kill light sensitive flying insects, mosquitoes and moths.
- II. During the flying insect season from spring to autumn your ELECTRAZAPP should be operated from dusk to dawn.
- III. Correctly installed and operated ELECTRAZAPP will interrupt the 10-14 day breeding cycle of the flying insect pests and under normal conditions will noticeably decrease the insect infestation level.
- IV. Your ELECTRAZAPP is IPX4 waterproof rated and rain or moisture will not affect its operation

UV Black Light Lamp:

The UV Black Light Lamp is long wave and therefore safe. The output / intensity of the lamp in the invisible ultraviolet frequency range reduces with use. For maximum attraction of flying insects replace the lamp every 12 months.

Daytime Pests (Including Flies)

Wasps, hornets, beetles and flies are odour or heat seeking flying pests and do not respond primarily to black light UV light however increased numbers of these pests can be lured to your ELECTRZAPP by baiting.

Bait such as honey, syrup can be applied to a piece of cloth and hung / attached to the cage or underside of the unit likewise or a piece of uncooked meat can be hung from the underside. It should be noted that not every flying insect will be lured in this way however increased numbers of daytime pests will be attracted

Also repositioning of the ELECTRZAPP may be necessary when attempting to attract daytime pests. The unit should be relocated to an area of your yard where direct sunlight and wind can be reduced. This will help increase the output of the black light UV lamp and the effectiveness of the baits.

⚠ WARNING:

The user must not attempt to service the ELECTRZAPP beyond what is described in the section below. All other servicing should be carried out by a qualified electrician or returned to the Service Department at The Kelly Company Pty Ltd at the address shown on the front cover of this Manual.

The return freight / postage of ELECTRZAPP being returned to The Kelly Company during or outside of the warranty period is to be paid by the purchaser. Ensure that the ELECTRZAPP is well packed to avoid transport damage as such damage is not covered under the terms of the Warranty. Also please include written details of the product failure to minimise time and cost of repair.

Routine Maintenance:

1. Ensure that the ELECTRZAPP is disconnected from its power source before performing any type of maintenance
2. Clean the killing grid annually or as required. In areas of heavy infestations of flying insects grid cleaning may be required monthly or weekly. Use an air blower or brush to dislodge insects trapped on the killing grid. **Do not** remove the cage of the ELECTRZAPP to clean killing grid.
3. Replace the Black Light UV Lamp annually to ensure maximum output in the invisible ultraviolet frequency range (see page 3 of this Manual). Replacement lamps are available through your nearest stockist of ELECTRZAPP

Lamp Replacement Instructions:

1. Disconnect the unit from its power source
2. Remove the 2 screws retaining the lamp support bulb / lamp clip located on the underside of the ELECTRZAPP.
3. Remove the lamp by holding the base of the tube and screwing anticlockwise and pulling downwards.
4. Replace new lamp by reversing the instruction in step 3.
5. Replace the lamp support bulb / lamp clip and secure the 2 screws

WARRANTY:

Congratulations on purchasing the ELECTRZAPP® electronic bug killer. To ensure that you achieve the maximum life and performance from this quality appliance from The Kelly Company please read the following warranty information and complete the purchase date and retailer / supplier information as this will be needed when making a warranty claim.

Warranty: The Kelly Company Pty Ltd warrants your ELECTRZAPP to be free from defects in materials and workmanship under normal use and service conditions for a period of 12 months from the date of original purchase. Subject to this warranty defective units or parts will, at the company's discretion, be repaired or replaced free of charge excluding freight or postage to and from The Kelly Company Pty Ltd which will be paid for by the purchaser.

The provision of this warranty shall not apply to any ELECTRZAPP which has been subject to abuse and misuse, neglect or accident. Nor does the warranty apply to any ELECTRZAPP that have within the warranty period been used for a purpose for which the product has not been designed or which has been repaired or altered in such a way so as to adversely affect its performance and reliability. Service by an unauthorized source voids the warranty.

The Kelly Company Pty Ltd neither assumes nor authorizes any person to assume for it any other liability in connection with this product. No responsibility is assumed for any consequential damage that may result from the use of the ELECTRZAPP nor for damages due to accident, abuse, lack of responsible care, the fixing of any unauthorized attachment, loss of part or subjecting the product to an but the specified voltage.

Purchase Record: Immediately complete the following Proof of Purchase information and retain your cash register and credit card receipt as proof of purchase as this will be required when claiming under this warranty.

Date of Purchase:

Retailer / Supplier Name & Address:

.....

Service:

Contact Customer Service at The Kelly Company Pty Ltd 20 Tucks Road Seven Hills Sydney NSW 2147 Australia on 02 8811 3716 between 9.00 am and 5.00 pm EST

Catalog Number for your ELECTRZAPP EZ-15's Energy Saving Black Light Lamp is 71469