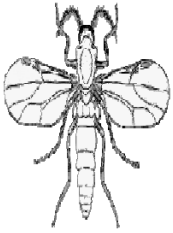


MOSQUITOES:



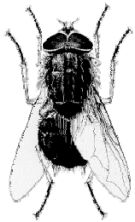
Mosquitoes are blood sucking insects that are responsible for the transmission of many diseases. Within Australia there are more than 300 different species of mosquito. Several important human diseases are transmitted by these insects including Dengue fever, Australian encephalitis, Ross River virus disease and Barmah Forest virus disease. Mosquitoes also cause lifestyle problems, through their persistent biting spoiling recreational and social activities.

BITING MIDGES (SANDFLIES):



Biting midges or sandflies as they are called in Australia are small robust insects with piercing and sucking mouthparts. These small flies are renowned for their nuisance biting in coastal areas around lagoons, estuaries, mangrove swamps and tidal flats. The biting activity of adult is mainly limited to the periods of dawn and dusk; they will remain inactive through very windy weather, Female midges may attack humans in large numbers, biting on any areas of exposed skin, and often on the face, scalp and hands..

NON BITING FLIES:



Non-biting flies are often associated with domestic dwellings, especially throughout the warmer months when they bred prolifically, invading homes. Non-biting Australian flies contain many species that are responsible for contamination and spoilage of foodstuffs, annoyance, mechanical transmission of disease-causing pathogens, and invasion of living tissues (myiasis). Collectively known as "filth flies", they are distributed throughout the families of Calliphoridae (blow flies), Sarcophagidae (flesh flies) and Muscidae (house flies).

CODDLING MOTHS:



In Australia, there are over 10,000 species of moths. Most of the **Caterpillars** are the larvae of moths. The caterpillars feed at night and chew plants off at ground level. During the day, the caterpillars hide under clods of dirt or litter on the soil. **Army Worm** is a grass eating caterpillar that moves through the lawn like a raiding army and can reduce grass leaves to tattered shreds almost overnight. **Cutworms** are caterpillar pests that cause damage to crops and are a major problem for agricultural and horticultural industries of Australia

Copyright © & Trade Marks ™

The material used for the production of this owners manual including text, graphics and layout are owned by The Kelly Company Pty Ltd and protected by copyright under the laws of Australia. This Manual also includes registered trade marks and trade marks which are the subject of pending applications by The Kelly Company Pty Ltd and are protected by trade mark laws of Australia

OWNER'S MANUAL



Electronic Bug Killer



**NEED WARRANTY OR SERVICE?
FREE CALL OUR CUSTOMER SERVICE
DEPARTMENT ON 1 800 677 981 BEFORE
RETURNING THIS PRODUCT TO RETAILER**

the
KELLY COMPANY

20 TUCKS ROAD SEVEN HILLS SYDNEY
NSW 2147 AUSTRALIA

BUG BLASTER™

BUG ZAPPER

IMPORTANT SAFETY INSTRUCTIONS:

DO NOT ATTEMPT TO REMOVE THE HOOD OR CAGE (LOWER) SECTION

Heed Warnings & Retain Instructions: All warnings on the appliance and in the operating instructions should be adhered to.

Water & Moisture: The appliance should not be used near water, for example over pond, bath tubs, kitchen sinks or above a swimming pool. **WARNING:** An electric shock hazard may exist if water from a garden hose is directed at the insect killer

Young Children / Infirm Persons: This appliance is not intended for use by young children or infirm persons unless they have been adequately supervised by a responsible person to ensure that they can use the appliance safely.

Children: This appliance is to be kept out of the reach of children and young children should be supervised to ensure that they do not play with the appliance

Flammable Vapors: This appliance is not to be used in locations where flammable vapor or explosive dust is likely to exist

Heat: The appliance should be situated away from heat sources such as radiators, stoves and other appliances that produce heat.

Power Source: The appliance should be powered only as described in these instructions or as marked on the appliance.

Cleaning: The appliance should be cleaned only as recommended in these instructions and in accordance with the water and moisture warning stated in this manual

Liquid Entry: Do not submerge the main body of the Bug Blaster in water

Object Entry: Do not place any object through any of the openings in the Bug Blaster

Extension Cord: If required carry out a physical safety check of extension cord before use. Check for cuts or damage, kinks / twisting, exposed wires, damaged plugs (bent or loose pins). Avoid improper use of extension cords and keep them away from moisture.

Damage Requiring Service: The appliance should be serviced by a qualified Service Technician when:

- I. Heavy objects have fallen on the appliance
- II. The appliance has been dropped or the body of the BUG BLASTER has been damaged
- III. The appliance does not appear to operate normally or exhibits a marked change in performance
- IV. Supply cord is damaged



WARNING: All service and maintenance should be carried out by a qualified Service Technician or returned to The Kelly Company Pty Ltd

BUG BLASTER BB-10 BUG KILLER REPLACEMENT PART ORDER FORM

IMPORTANT:

The Black Light UV Lamp in Bug Blaster Model BB-10 is a custom manufactured insect attracting lamp. Make sure that you use only **Cat No: 71465** the genuine replacement lamp for the Bug Blaster BB-10 Bug Killer whether purchasing from this form or from a Retailer

Qty	Item	Price*	Total
	Replacement Lamp for BB-10	\$11.95	
	Packaging & Post	\$6.50	\$6.50
*Includes GST			



DELIVER TO:

Name: _____
Address: _____
Post Code: _____
Phone: _____ Mobile: _____
Email: _____

PAYMENT BY (please circle):

Cheque Money Order Credit Card

For Credit Card Payment Complete:

Card Number:

Name on Card: _____

Signature: _____ Expiry Date / /

Mail to:
The Kelly Company Pty Ltd
P.O. Box 516 Blacktown
Sydney NSW 2148

PROBLEM	POSSIBLE CAUSE
Black Light UV Lamp does not light but there is zapping on the killing grid	<ol style="list-style-type: none"> 1. Bug Blaster is not plugged into a live power point 2. Lamp has dislodged from lamp holder 3. Lamp had broken in transit 4. Lamp Starter is faulty
Lamp operates but there is no zapping on the killing grid	<ol style="list-style-type: none"> 1. Space between inner and outer killing grids is too great 2. Electrical component (PCB) or wiring fault
Intermittent or constant zapping of killing grid when no insects are present	<ol style="list-style-type: none"> 1. Space between inner and outer killing grids is too small causing arcing 2. Killing grid is clogged with dead insects or other material
Unit does not attract flying insects during dusk to dawn	<ol style="list-style-type: none"> 1. Bug Blaster is positioned incorrectly / in wrong location 2. Black Light UV Lamp needs replacing
Lamp does not operate and killing grid is not zapping	<ol style="list-style-type: none"> 1. Unit is not plugged into live power point 2. Electrical component or wiring failure

Welcome:

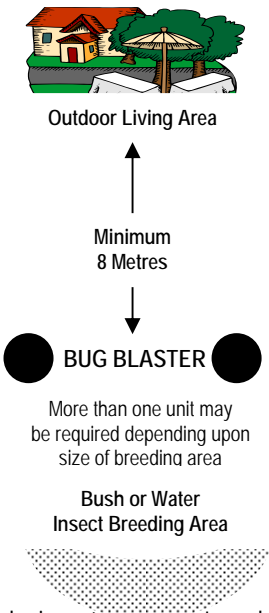
Thank you for purchasing the **BUG BLASTER®** Electronic Bug Killer Model BB-10. This manual will provide you with directions for the safe and efficient operation of your BUG BLASTER so please keep it in a safe place for future reference. Failure to operate the BUG BLASTER in accordance with the instructions in this manual may cause damage to the unit.

The BUG BLASTER outer protective screen (cage) has been designed to prevent fingers or foreign objects from contacting the charged killing grid.

Correct Positioning:

To achieve maximum performance from your BUG BLASTER please review and observe the following recommendations:

- I. Light sensitive flying insects are attracted to the black light UV lamp and when they come into contact with the electrically charged grid surrounding the lamp they are instantly killed.
- II. For best performance the BUG BLASTER should be installed 8 to 10 metres from the area you wish to protect (your outdoor living / entertaining space)
- III. The BUG BLASTER should be hung 2.5 metres, from the base of the unit, above ground level using the hanging ring fitted to the top. Make sure the hanging ring is securely attached to the hanging device.
- IV. If a power extension lead is used it **MUST** be suitable for outdoor use. Keep the extension lead dry and off the ground; avoid heat, oil and sharp edges.



Correct Operation:

- I. Your BUG BLASTER Electronic Bug Killer is designed to attract and kill light sensitive flying insects, mosquitoes and moths.
- II. During the flying insect season from spring to autumn your BUG BLASTER should be operated from dusk to dawn.
- III. Correctly installed and operated BUG BLASTER will interrupt the 10-14 day breeding cycle of the flying insect pests and under normal conditions will noticeably decrease the insect infestation level.
- IV. Your BUG BLASTER is IPX4 waterproof rated and rain or moisture will not affect its operation

UV Black Light Lamp:

The UV Black Light Lamp is long wave and therefore safe. The output / intensity of the lamp in the invisible ultraviolet frequency range reduce with use. For maximum attraction of flying insects replace the lamp every 12 months.

Daytime Pests (Including Flies)

Wasps, hornets, beetles and flies are odour or heat seeking flying pests and do not respond primarily to black light UV light however increased numbers of these pests can be lured to your BUG BLASTER by baiting.

Bait such as honey, syrup can be applied to a piece of cloth and hung / attached to the cage or underside of the unit likewise or a piece of uncooked meat can be hung from the underside. It should be noted that not every flying insect will be lured in this way however increased numbers of daytime pests will be attracted

Also repositioning of the BUG BLASTER may be necessary when attempting to attract daytime pests. The unit should be relocated to an area of your yard where direct sunlight and wind can be reduced. This will help increase the output of the black light UV lamp and the effectiveness of the baits.

⚠ WARNING:

All servicing/maintenance of this product must be carried out by a qualified electrician or returned to the Service Department at The Kelly Company Pty Ltd at the address shown on the front cover of this Manual.

The return freight / postage of BUG BLASTER being returned to The Kelly Company during or outside of the warranty period must be prepaid. Ensure the BUG BLASTER is well packed as transport damage is not covered by the Warranty. Also please include written details of the product failure to minimise time and cost of repair.

Black Light UV Lamp:

The Black Light UV Lamp is **Cat No. 71465**. To ensure maximum output in the invisible ultraviolet frequency range (see page 3 of this Manual) the lamp should be replaced annually

⚠ Lamp replacement must be carried out by a qualified electrician or returned to the Service Department at The Kelly Company Pty Ltd at the address shown on the front cover of this Manual.

Replacement lamps are available through your nearest stockist of BUG BLASTER

Guaranty / Warranty

Congratulations on purchasing the Bug Blaster Bug Zapper. To ensure that you achieve the maximum life and performance from this quality appliance from The Kelly Company please read the following information and complete the purchase date and retailer / supplier information as this will be needed when making a warranty claim.

Guarantees: The Kelly Company Pty Ltd will honor all statutory guarantees that this product is of acceptable quality including that it is fit for purpose.

The provision shall not apply to any Bug Blaster Bug Zapper which has been subject to abuse and misuse, neglect or accident. Nor does the it apply to any Bug Blaster Bug Zapper that has been used for a purpose for which the product has not been designed or which has been repaired or altered in such a way so as to adversely affect its performance and reliability nor for damages due to accident, abuse, lack of responsible care, the fixing of any unauthorized attachment, or subjecting the product to an but the specified voltage.

Purchase Record: Immediately complete the following Proof of Purchase information and retain your cash register and credit card receipt as proof of purchase as this will be required when claiming under this warranty.

Date of Purchase:

Retailer / Supplier Name:

Retailer / Supplier Address:

.....

WARRANTY CLAIMS or SERVICE:

NEED WARRANTY OR SERVICE?

CALL OUR CUSTOMER SERVICE DEPARTMENT ON 02 8811 3716 **BEFORE**
RETURNING THIS PRODUCT TO RETAILER

Customer Service at The Kelly Company Pty Ltd 20 Tucks Road Seven Hills
Sydney NSW 2147 Australia 02 8811 3716 between 9.00 am and 5.00 pm EST

REPLACEMENT LAMP: Catalog Number for your Bug Blaster Bug Zapper Energy Saving Black Light Lamp is printed on the Lamp.